

ENT CHAIR

OP-S10

DESIGNED BY ENT SPECIALISTS FOR ENT SPECIALISTS

- Completely motorized
- Ergonomic
- Robust



OPTOMIC

producing quality

“Quality, design, ergonomics, safety, resistance, stability, precision and a long life span are synonyms of **OPTOMIC chairs.**”

Ergonomics for the Doctor

ONE OF THE MAIN ergonomic advantages of this chair is the possibility it offers the specialist, due to its well studied design, of easily and comfortably reaching every area of the patient that requires examination. OPTOMIC has developed a chair designed for the comfort of both patient and doctor. Our philosophy is based on the idea that not only the patient must be comfortable, but also the specialist, in order to work safely in any position, avoiding inconvenient postures and unnecessary fatigue. The high quality of its mechanism sets it apart from other chairs in the market, as mechanics of high precision and great sturdiness have been used, as well as the best materials and components. Proof of this are its conical roller bearings of high resistance, its 36 self-lubricated axle-boxes that offer an unequalled smoothness of movement, free of looseness and maintenance, its linear bearings for axial glides, its high quality Danish motors, or its excellent electronics with capacity for different programs and functions.



ELECTRONIC MOVEMENT CONTROL



ELECTROMAGNETIC ROTATION AND BRAKE

The patient can turn very safely and smoothly, due to the chair's strong bearings of high resistance conical rollers.



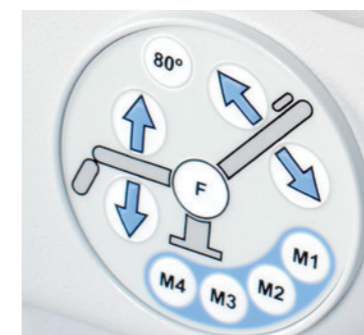
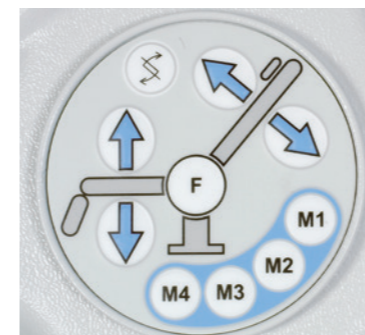
MOTORIZED BACKREST RISING AND LOWERING SYSTEM

It is controlled by a processor which enables the chair to be set in any of the selected positions, depending on the user setting.



FUNCTION CONTROL

Using any of the four redundant keyboards placed on different sides of the chair, it can be controlled from any position. By simply pressing the F key, the chair rotation is blocked and the chair brakes instantly.



[OP-S10]

**Comfortable
for Doctor and Patient**

STUDIED IN DEPTH to develop a product which adapts itself to the doctor's ergonomics in action.

Its great capacity and reduced size ensure that the chair structure does not hinder the doctor's movements. Its sturdiness makes it possible to move large patients.

Concave legrest: when horizontal it holds the patient's calves for greater comfort and relaxation.



BACKREST TRAVELLING SYSTEM

On linear guides, it travels up and down automatically, so that the patient's head and the headrest do not lose their position when the backrest is lowered.

It also protects the lumbar area, preventing the patient's clothing from moving around the waist.



NARROW LEGREST AND FOOTREST

Prevents patient from spreading legs. Allows doctor to get closer to patient when working in front or front-side position,



ROBUST FOOTREST

Despite its small frame, the footrest is very sturdy and can hold the bulk of the patient's weight.



NARROW LEGREST

It allows for easy approach to the patient without the doctor having to open his or her legs excessively.



Fold-down Footrest

When the chair is horizontal, the footrest folds down automatically to avoid pain from contact between the heels and the metal.



[**OP-S10**]

SOLID FOLDING ARMRESTS


With stainless steel axes and padded in washable poly-urethane. They fold down to provide greater comfort for large patients and lateral tests.

The doctor can get close to the patient standing up or sitting down, helped by the shape of the backrest. It also enables the patient to sit sideways.



HEADREST WITH PNEUMATIC SYSTEM HEIGHT ADJUSTMENT

It incorporates a quick removal system which facilitates the execution of positional tests and routine practices; the brake and its coupling system provide rigidity and resistance to rotation, and make the change of headrest model easy.



CONCAVITY BETWEEN SEAT AND BACKREST

It allows the doctor to adopt a comfortable position when he or she is sitting beside the patient.



GREAT STABILITY AND STURDINESS

This describes the chair's base. Its practical base ends allow the doctor to move over them with a rolling chair, so there is only the minimum space between patient and specialist.

ELEVATOR ARM



A self-compensated parallelogram makes it possible to increase the chair's load, providing greater safety and stability.



SINGLE KEY FOR TRENDLENBURG POSITION

It works in an emergency situation taking the chair to this position automatically (-10°) and raising the patient to a comfortable intervention position. The movement can be cancelled by pressing any key.



MOVEMENT SAFETY

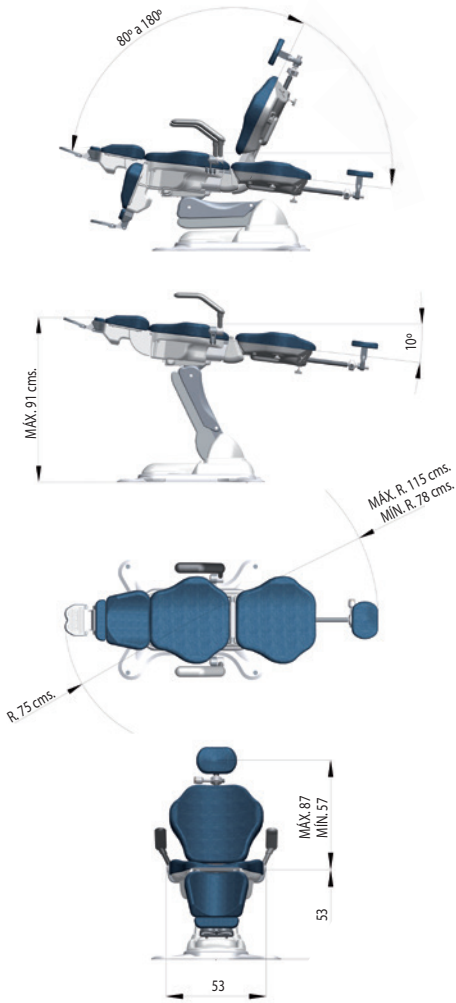
The chair has an accidental movement protection system. Its STOP key prevents it from moving if a key is pressed accidentally.

MOVEMENT SAFETY

The chair has an accidental movement protection system. Its STOP key prevents it from moving if a key is pressed accidentally.



TECHNICAL SPECIFICATIONS OP-S10



UP / DOWN MOVEMENTS
 BACKREST AND LEGREST MOVEMENT
 PROGRAMMABLE MEMORIES
 MOVEMENT CONTROL
 SAFETY BLOCKING
 EMERGENCY STOP
 UPHOLSTERY

ARMRESTS
 HEADREST

CHAIR ROTATION
 TRENDLENBURG POSITION
 80° NASAL EXAMINATION POSITION
 SLIDING BACKREST
 MAINS CONNECTION
 CONNECTION BETWEEN POWERBOX AND CHAIR
 MAXIMUM POWER (WITHOUT EXTERNAL DEVICES)
 BACKREST ANGLE
 SEATING HEIGHTS
 DIMENSIONS (between base trims)
 WEIGHT
 MAXIMUM LOAD

OP-S10

Electrical

Electrical

4

4 keyboards and foot pedal (optional)

Stop and safety in a single key

E-stop button

PUR melting, no seams, latex free, washable (available in several colours)

Folding armrests

Adjustable headrest, Variable height and inclination.

Removable

270° with mechanical buffers and electromagnetic brake

Pre-programmed movement

Pre-programmed movement

Synchronized with movement

110-240V/50-60Hz

21V, 33V, video and communication signal

400VA

From 80° to 190°

Max. 910 mm - Min. 530mm

600 (w) x 730 (h)

128 Kg

180 Kg

OPTOMIC ESPAÑA S.A.

Madroño, 4. E-28770 Colmenar Viejo, Madrid, Spain
 Tel: +34 91 804 44 44 • Fax: +34 91 803 84 14
 export@optomic.com • www.optomic.com



Specifications are subject to change without notice

